




District Report Card: 2017			
<b>State:</b> Delhi		<b>District:</b> Central Delhi	
<b>Class:</b> 3		<b>Subject:</b> Language	
<b>Schools:</b> 61		<b>Students:</b> 1043	


### Participation/Coverage


#### Students

<div>GENDER</div> <div></div>	Boys		Girls	
	Number	%	Number	%
	506	48.51	537	51.49

<div>AREA</div> <div></div>	Rural		Urban	
	Number	%	Number	%
	0	0.00	1043	100.00

<div>CATEGORY</div> <div></div>	SC		ST		OBC		GEN	
	Number	%	Number	%	Number	%	Number	%
	174	16.68	3	0.29	28	2.68	838	80.35

<div>CWSN</div> <div></div>	LD	VI	HI	S&LD	ID	Oth
	0	1	22	1	1	16

<div>Management</div> <div></div>	Government		Government-aided	
	Number	%	Number	%
	760	72.87	283	27.13

### Average Performance of Students in Language (%)

Overall	Gender		Area		Management		Social Group			
	Male	Female	Rural	Urban	Govt.	Aided	SC	ST	OBC	GEN
49.41	45.57	53.02	0.00	49.41	47.47	54.61	45.75	44.44	57.62	49.91

## Performance on Learning Outcomes (LOs)

Learning Outcomes	Description	Average Performance(%)
L304	Reads small texts with comprehension i.e., identifies main ideas, details, sequence and draws conclusions	50.97
L312	Reads printed scripts on the classroom walls: poems, posters, charts etc.	46.29

Range of Performance of Students who Answered Correctly							
Below 30%		30% - 50%		50% - 75%		Above 75%	
Number	%	Number	%	Number	%	Number	%
276	26.46	285	27.33	278	26.65	204	19.56

## Lowest Performing Learning Outcomes (LOs)

1 - Reads printed scripts on the classroom walls: poems, posters, charts etc. (46.29)

2 - Reads small texts with comprehension i.e., identifies main ideas, details, sequence and draws conclusions (50.97)